

FTE-7000A OTDR



Touch Screen Operation

There are three methods of operation for the FTE-7000A. There is a hard button method directly on the units keypad, the bright 4 inch display allows for touch screen operation and if a larger display is desired, this OTDR may be operated via Bluetooth on any compatible Android device.

Integrated Video Inspection

Ensure accurate test and protect equipment from damage, by inspecting connectors with the integrated video inspection system. The video scope includes an IEC61300-3-35 pass/fail grading zone system. Image files may be stored, allowing users to include connector images with test documents.

Schematic View Trace Analysis

The FTE7000A displays trace analysis in schematic and table views. The trace analysis screen gives users the ability to quickly review the fiber and determine if it meets measurement criteria with its Pass/Fail capabilities.

Auto Test

The AutoTest feature does a quick test of the fiber conditions, sets the range and pulse width, then produces a trace of the fiber under test at the selected wavelength. This is ideal to use if unfamiliar with OTDR testing or the approximate length of the fiber is not known.

Integrated Loss Test Set

The FTE7000A has an integrated Loss Test Set. When used with compatible equipment from TTI's 1500 series or other TTI OTDRs the auto wavelength recognition will speed testing and help eliminate user error. (Not available on quad wavelength units)

File Storage and File Transfer

There is onboard storage for up to ~1000 traces. Trace files are easily transferred for use with the CertSoft software suite via USB/PC ports.

CertSoft Software Suite

Project reporting and documentation is fast and easy with the supplied CertSoft reporting software. Reports can include, trace graph, schematic and table analysis, loss test table and connector image.

Project Management

Use the parameter screen to enter all parameter and threshold settings for a project, name the project and store files to the active project folder.

Features:

- Instant On, Immediate Scan
- Touch Screen, Keypad or Tablet Control
- CW & Fiber Identifier Light Source
- Bluetooth Android VI Operation
- 36 dB Dynamic Range W/1 meter Dead Zone
- Video Scope With Pass/Fail Grading Zones
- Auto-Wavelength Power Meter
- Bidirectional Trace Analysis with Certsoft
- Fib-R-Map Event Analyzer
- SM, MM, Triple and Quad Units Available
- Full Auto, Construction and Expert Modes
- Live Fiber Detection
- Onboard Memory of ~1000 traces
- CertSoft Report Software with .sor Capability
- Dual Trace with Macro Bend Analysis

FTE-7000A Specifications

OTDR	
Wavelength	850, 1300, 1310, 1490, 1550, 1625nm ±20nm
Dynamic Range	26/27dB MM, 36/34dB SM
Pulse Width	5 - 20,000 ns
Units of Measurement	km, kf, mi
Event Dead Zone	1m
Attenuation Dead Zone	4m
Resolution	.125 - 8m
Distance Uncertainty	±(0.75m + 0.005% x distance + sampling resolution)
Full Scale Distance Range	1-64km MM , 1-240km SM
Typical Real-Time Refresh Rate	2 Hz
Group Index of Refraction (GIR)	1.024 - 2.048
Linearity	± .05 dB/dB
Memory Capacity	~500 Traces
Memory Type	Internal and Flash Drive
Power Supply / Charger	Input 100-240VAC, 50-60Hz, 0.3A, Output 9V, 0.67A
Battery	4 NiMH, 6hr
Storage Temperature	-20 to 60 C
Operating Temperature Range	-10 to 40 C
Dimensions (with rubber boot)	8.62" L x 4.25" W x 2.375" H (219mm L x 108mm W x 60mm H)
Weight	1.8 lbs (.82 kg)
Communications ports	USB/PC & USB Flash Drive Ports
Connector Styles	FC, ST, SC Interchangeable
Accessories Provided	Universal Power Adapter w/ interchangeable mains, Interchangeable FC/ST and SC Adapters, Software, Manual on CD and Protective Rubber Boot

Specifications are subject to change without notice.

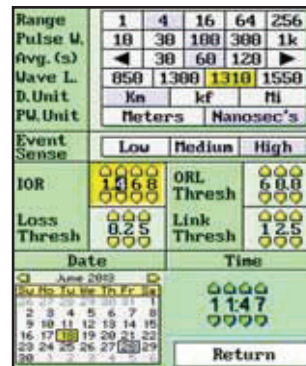
Ordering Information	
FTE-7000A-8513	MM 850/1300nm OTDR with LTS
FTE-7000A-1315	SM 1310/1550nm OTDR with LTS
FTE-7000A-QUAD	Quad Wavelength 850/1300/1310/1550nm OTDR with LTS
FTE-7000A131415	Triple Wavelength 1310/1490/1550nm OTDR with LTS
FTE-7500A131516	Triple Wavelength 1310/1550/1625nm OTDR with LTS
VIS-300	Video Probe

Add a "C" to the end part the number for CATV version LTS.

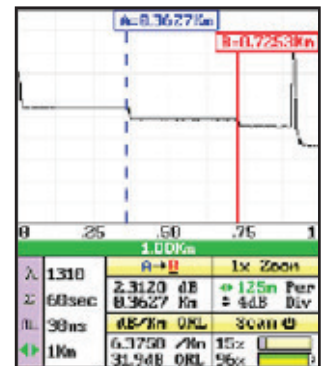
Power Meter	
Detector Type	InGaAs
Connector Type	2.5mm Interchangeable
Measurement Range	+5 to -77dBm (CATV +25 to -57dBm)
Calibrated Wavelengths	850,1300,1310,1490,1550,1625nm
Units of Measurement	dBm, dB
Resolution	.01 dB
Power Measurement Uncertainty	± 0.18 dB under reference conditions, ± 0.25 dB from 0 to -65 dBm ± 0.35 dB from 0 to +5 dBm and from -65 to -77 dBm
Auto Test Range	0 to -40dB

Light Source	
Available Wavelengths	850, 1300, 1310, 1490, 1550, 1625 nm ±20nm (Light Source Wavelengths are Limited by the OTDR Configuration)
Output Power	0 dBm (-3dBm @ 1625nm)
Laser Safety Classification	Class I Safety Per FDA/CDRH and IEC-825-1 Regulation
Modulation Modes	CW, 270 Hz, 1000 Hz, 2000 Hz

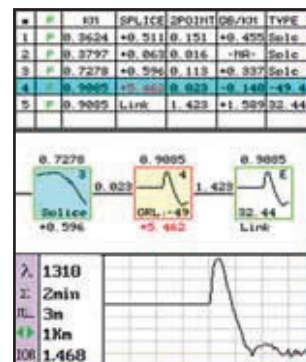
Specifications are subject to change without notice:




Intuitive Expert Parameter Screen



Large - Easy to Read Trace, Icons and Measurements



Fib-R-Map Schematic Event Analysis



Pass/Fail Video Scope Feature

